

**MONTHLY TREASURER'S REPORT**  
 BY BRANDY VICK, COUNTY TREASURER,  
 FEBRUARY 2023


	Beginning Balance	Revenues	Disbursements	Transfer In	Transfer Out	Ending Balance	Investments Redeemed	Investments Purchased	Demand Balance	Investment Balance	Total Deposits
Texpool Insurance	\$1,608,184.53	\$8,217.36	\$0.00	\$930,000.00	\$185,000.00	\$2,361,401.89	\$0.00	\$0.00	\$0.00	\$2,361,401.89	\$2,361,401.89
TexPool Available	\$438,617.40	\$1,527.83	\$0.00	\$4,064.72	\$0.00	\$444,209.95	\$0.00	\$0.00	\$0.00	\$444,209.95	\$444,209.95
TexPool Operating	\$21,478,887.52	\$80,687.60	\$0.00	\$2,500,000.00	\$0.00	\$24,059,575.12	\$0.00	\$0.00	\$0.00	\$24,059,575.12	\$24,059,575.12
TexPool Permanent	\$1,131,428.43	\$3,890.94	\$0.00	\$0.00	\$4,064.72	\$1,131,254.65	\$0.00	\$0.00	\$0.00	\$1,131,254.65	\$1,131,254.65
FNB Operating	\$2,038,255.99	\$3,405,048.59	\$766,460.84	\$0.00	\$3,614,894.07	\$1,061,949.67	\$0.00	\$0.00	\$1,061,949.67	\$0.00	\$1,061,949.67
FNB Payroll	\$6,751.37	\$8.00	\$568,004.49	\$568,004.49	\$0.00	\$6,759.37	\$0.00	\$0.00	\$6,759.37	\$0.00	\$6,759.37
FNB Insurance	\$941,757.12	\$15,446.05	\$243,124.53	\$731,889.58	\$930,000.00	\$515,968.22	\$0.00	\$0.00	\$515,968.22	\$0.00	\$515,968.22
FNB Available	\$550.26	\$1.39	\$0.00	\$0.50	\$0.00	\$552.15	\$0.00	\$0.00	\$552.15	\$0.00	\$552.15
FNB Permanent	\$6,141.78	\$0.52	\$0.00	\$0.00	\$0.50	\$6,141.80	\$0.00	\$0.00	\$6,141.80	\$0.00	\$6,141.80
FNB IRC/125	\$23,741.14	\$1.82	\$0.00	\$0.00	\$0.00	\$23,742.96	\$0.00	\$0.00	\$23,742.96	\$0.00	\$23,742.96
FNB Holding	\$1,066,904.57	\$81.85	\$0.00	\$0.00	\$0.00	\$1,066,986.42	\$0.00	\$0.00	\$1,066,986.42	\$0.00	\$1,066,986.42
FNB Water Grants	\$950.00	\$0.00	\$0.00	\$0.00	\$0.00	\$950.00	\$0.00	\$0.00	\$950.00	\$0.00	\$950.00
FNB Unclaimed	\$15,134.26	\$1.29	\$0.00	\$0.00	\$0.00	\$15,135.55	\$0.00	\$0.00	\$15,135.55	\$0.00	\$15,135.55
<b>Totals</b>	<b>\$28,757,304.37</b>	<b>\$3,514,913.24</b>	<b>\$1,577,589.86</b>	<b>\$4,733,959.29</b>	<b>\$4,733,959.29</b>	<b>\$30,694,627.75</b>	<b>\$0.00</b>	<b>\$0.00</b>	<b>2,698,186.14</b>	<b>\$27,996,441.61</b>	<b>\$30,694,627.75</b>


TOTAL INDEBTEDNESS


Investment Register on back


Submitted under the provision of the Local Government Code Section 114.026

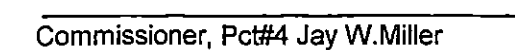
  
 County Judge, Todd Tefteller

  
 Commissioner, Pct#1 Gene Dolle

  
 Commissioner, Pct#2 Dustin Nicholson

  
 Brandy Vick, County Treasurer

  
 Commissioner Pct#3 Michael Ashley

  
 Commissioner, Pct#4 Jay W. Miller

# UPSHUR COUNTY INVESTMENT ACTIVITY

## FEBRUARY 2023

<u>ACCOUNT</u>	<u>AMOUNT</u>	<u>TRANSFERRED OUT</u>	<u>TRANSFERRED IN</u>	<u>EARNED INTEREST</u>
TexPool Operating	\$24,059,575.12			\$80,687.60
TexPool Insurance	\$2,361,401.89			\$8,217.36
TexPool Perm School	\$1,131,254.65	\$4,064.72		\$3,890.94
TexPool Avail School	\$444,209.95		\$4,064.72	\$1,527.83
FNB Avail	\$552.15			\$1.39
FNB Perm	\$6,141.80			\$0.52
FNB Holding	\$1,066,986.42			\$81.85
FNB Insurance	\$515,968.22			\$9.05
FNB Operating	\$1,061,949.67			\$190.90
<b>TOTALS</b>	<b>\$30,648,039.87</b>	<b>\$4,064.72</b>	<b>\$4,064.72</b>	<b>\$94,607.44</b>

*[Handwritten signature]*

# UPSHUR COUNTY INVESTMENT ACTIVITY

## FEBRUARY 2023

<u>ACCOUNT</u>	<u>AMOUNT</u>	<u>TRANSFERRED OUT</u>	<u>TRANSFERRED IN</u>	<u>EARNED INTEREST</u>
TexPool Operating	\$24,059,575.12			\$80,687.60
TexPool Insurance	\$2,361,401.89			\$8,217.36
TexPool Perm School	\$1,131,254.65	\$4,064.72		\$3,890.94
TexPool Avail School	\$444,209.95		\$4,064.72	\$1,527.83
FNB Avail	\$552.15			\$1.39
FNB Perm	\$6,141.80			\$0.52
FNB Holding	\$1,066,986.42			\$81.85
FNB Insurance	\$515,968.22			\$9.05
FNB Operating	\$1,061,949.67			\$190.90
<b>TOTALS</b>	<b>\$30,648,039.87</b>	<b>\$4,064.72</b>	<b>\$4,064.72</b>	<b>\$94,607.44</b>